

2007/2008 Block of the Month
 Kern County Album Quilt
 April: Fox and Geese Block

This is a traditional pieced block in two colors.
 In the quilt it measures 9" square and 9 1/2" square alone.
 We used a light background and one contrasting color.
 The colors you choose are up to you.

Materials per block:

Cut from Background:

5 3 1/2" squares (cut 2 in half diagonally)

4 2 3/4" squares

Cut from Contrast:

3 3 1/2" squares

1 5 3/8" square (cut in half diagonally)

Assembly:

1. Draw a diagonal line on the wrong side of each 3 1/2" background square.
2. Place each 3 1/2" background square right sides together with contrast 3 1/2"sq.
3. Pin and sew 1/4" on each side of line as in Figure 2.
4. Cut the square you just stitched along the drawn line making two squares.
 Press seam allowance to dark side.
5. Trim square to 2 3/4".
6. Pair 4 half square triangle units with 4 background squares and sew.
 See Figure 3.
7. Join 2 of these sets together as in Figure 4.
8. Repeat with other set.
9. Take remaining half square triangle units and sew background triangles to each side as in Figure 5.
10. Join to large Contrast triangle as in Figure 6. Sew. Press seam toward Contrast triangle.
11. Trim this unit to 5" square.
12. Join units made in step 7 to units made in step 10. See Figure 7.
 Make 2 sets.
13. Join the two sets as in Figure 1 and sew last seam. Press.

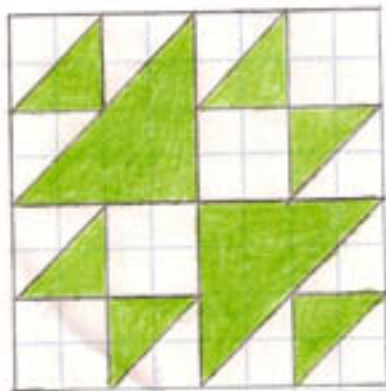


Figure 1



Figure 2



Figure 3



Figure 4

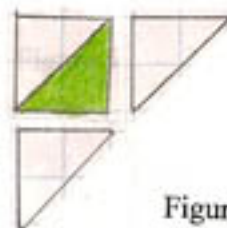


Figure 5



Figure 6

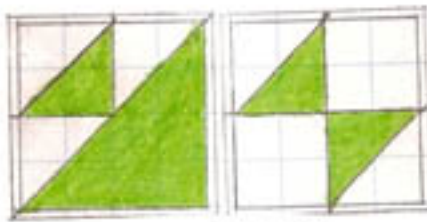


Figure 7